

MESURA METERING

CORPORATE IDENTITY GUIDELINES



A Cavagna Group Company

We must protect our reputation and brand identity. So we ask that you follow these Corporate Identity Guidelines, which are intended to promote consistent use of our Intellectual Property Assets. This makes it easier to instantly recognize references to Mesura Metering and it allows to prevent consumer confusion.

The Mesura Metering Corporate Identity includes the words, phrases, symbols, designs and other distinctive brand features associated with Mesura Metering.

Before using any Mesura Metering's Intellectual Property, please be sure you have received, accepted and signed either the "Authorization for Trademark and Images Use" or the "Designation of official representative and Authorization for Trademark and Images Use". Please liaise with your Mesura Metering contact to coordinate third-parties permissions.

CONTENTS

THE MESURA METERING LOGO

The Logo elements	4
Sizes	4
Colour usage	5
Exclusion zones	6
Unacceptable and acceptable usage	7

AUTHORIZATIONS

Authorization for Trademark and Images Use	8
Designation of Official Representative and Authorization for Trademark and Images Use	8

THE MESURA METERING LOGO



A Cavagna Group Company

THE LOGO ELEMENTS

The complete MESURA METERING logo consists of 2 core elements:



SIZES

The size of the logo, payoff included, must not be smaller than the minimum size/dimension specified. There is no maximum limit.



Minimum

X width: 25 mm



COLOUR USAGE

CORPORATE COLOURS

This is the main corporate logo to be used wherever possible.

SPECIAL/SPOT

• PANTONE 032C

4 COLOUR (CMYK)

• C 0 - M 100 - Y 100 - K 0

3 COLOURS (RGB)

• R227 - G6 - B19

RAL

• Luminous Red 3024



A Cavagna Group Company

BLACK

A monotone version, only to be used in black, not as any other colour.

WHITEOUT

A solid whiteout version. Only to be used on a PANTONE 7686C, Black or CMYK version backgrounds.



A Cavagna Group Company



A Cavagna Group Company




A Cavagna Group Company

EXCLUSION ZONES




It is essential that the MESURA METERING logo remains free of graphics, photography and typography. Using our scaling box (shown below) will ensure correct placement and clear space on all corporate and internal communications.

VERSION 1

A = Logotype depth



UNACCEPTABLE AND ACCEPTABLE USAGE

 <p>A Cavagna Group Company</p> <p>✗</p>	 <p>A Cavagna Group Company</p> <p>✗</p>
 <p>A Cavagna Group Company</p> <p>✗</p>	 <p>✗</p>
 <p>A Cavagna Group Company</p> <p>✗</p>	 <p>A Cavagna Group Company</p> <p>✓</p>
 <p>A Cavagna Group Company</p> <p>✗</p>	 <p>A Cavagna Group Company</p> <p>✓</p>
 <p>A Cavagna Group Company</p> <p>✓</p>	 <p>A Cavagna Group Company</p> <p>✓</p>

AUTHORIZATIONS

AUTHORIZATION FOR TRADEMARK AND IMAGES USE

Any customer, supplier or consultant who wishes to use Mesura Metering’s trademarks or other Mesura Metering’s Intellectual Property (i.e. images of products excerpts from catalogues, etc...) needs to follow the instructions detailed in the Trademark Protection Section of the Cavagna Group Corporate website, in order to obtain the “Authorization for Trademark and Images Use”.

DESIGNATION OF OFFICIAL CAVAGNA GROUP DISTRIBUTOR, DEALER AND PARTNER


THE USE OF ANY OF THE ABOVE-MENTIONED QUALIFICATIONS IS NOT ALLOWED, UNLESS YOU HAVE RECEIVED THE PROPER WRITTEN AUTHORIZATION FROM MESURA METERING (“Designation of Official Representative and Authorization for Trademark and Images Use”). ENTITIES OR INDIVIDUALS THAT HAVE NOT RECEIVED SUCH AUTHORIZATION IN WRITING ARE STRICTLY FORBIDDEN TO IDENTIFY THEMSELVES IN SUCH OR SIMILAR MANNER.

These are the graphic rules to follow when defining yourself as a MESURA METERING (EXCLUSIVE) AUTHORIZED DEALER/DISTRIBUTOR or PARTNER for specific PRODUCTS in specific TERRITORIES (as indicated in the relevant authorization).

All the other conditions regarding the status of (Exclusive) Authorized Dealer/Distributor or Partner are detailed in the “Designation of Official Representative and Authorization for Trademark and Images Use”.



Example



HOW TO GET THE DESIGNATION LABEL

Once the “Designation of Official Representative and Authorization for Trademark and Images Use” is signed, the MESURA METERING (EXCLUSIVE) AUTHORIZED DEALER/DISTRIBUTOR or PARTNER receives the corresponding designation label. Before using it, it is mandatory to fill in the blank space under the designation, specifying the Mesura Metering’s range of products and territories the dealer/distributor/partner has been designated for.

In case of need, the third party can contact the Cavagna Group’s Marketing Department by email at: trademarkprotection@cavagnagroup.com.

HOW TO USE THE DESIGNATION LABEL

The Mesura Metering designation label must be shown on the distributor/dealer/partner’s website and can additionally be placed in the letter head at the third party’s will, as follows.



WEBSITE

The designation label can be shown on the distributor/dealer/partner official website (for example, in the homepage, in the references page, in products sections, etc...) and it must always redirect to the Mesura Metering official website by a hyperlink.

The recommended minimum size is 57 x 94 px.

LETTERHEAD

The designation label can be placed in the header of the letterhead, only in the size of 15 x 25 mm. The third party’s company logo must always be displayed in a primary and more prominent position.

 <p>COMPANY LOGO Program</p>	<h2>COMPANY NAME</h2> <hr/>	 <p>MESURA A Cavagna Group Company A MESURA METERING EXCLUSIVE DISTRIBUTOR for Ultrasonic Smart Meter in Mexico</p>
--	-----------------------------	--



A Cavagna Group Company

Mesura Metering S.R.L.
Via Gavardina 10/H
25081 Bedizzole - Brescia (Italy)
info@cavagnagroup.com
www.cavagnagroup.com