

GREENGEAR

CORPORATE IDENTITY GUIDELINES



We must protect our reputation and brand identity. So we ask that you follow these Corporate Identity Guidelines, which are intended to promote consistent use of our Intellectual Property Assets. This makes it easier to instantly recognize references to Greengear and it allows to prevent consumer confusion.

The Greengear Corporate Identity includes the words, phrases, symbols, designs and other distinctive brand features associated with Greengear.

Before using any Greengear's Intellectual Property, please be sure you have received, accepted and signed either the "*Authorization for Trademark and Images Use*" or the "*Designation of official representative and Authorization for Trademark and Images Use*". Please liaise with your Greengear contact to coordinate third-parties permissions.

CONTENTS

THE GREENGEAR LOGO

| | |
|--------------------|----------|
| The Logo elements | 4 |
| Sizes | 4 |
| Colour usage | 5 |
| Exclusion zones | 6 |
| Unacceptable usage | 7 |

AUTHORIZATIONS

| | |
|--|----------|
| Authorization for Trademark and Images Use | 8 |
| Designation of Official Representative and Authorization for Trademark and Images Use” | 8 |

THE GREENGEAR LOGO



THE LOGO ELEMENTS

The complete GREENGEAR logo consists of 2 core elements:



SIZES

The size of the logo, payoff included, must not be smaller than the minimum size/dimension specified. There is no maximum limit.



Minimum
X width: 25 mm



COLOUR USAGE

CORPORATE COLOURS

This is the main corporate logo to be used wherever possible.

SPECIAL/SPOT

- PANTONE 376C
- PANTONE 3435C

4 COLOUR (CMYK)

- C 50 - M 0 - Y 100 - K 0
- C 100 - M 20 - Y 100 - K 70

3 COLOURS (RGB)

- R149 - G193 - B31
- R0 - G60 - B23

Dark Green RAL 6009 Light Green RAL 6018



BLACK

A monotone version, only to be used in black, not as any other colour.



WHITEOUT

A solid whiteout version. Only to be used on a PANTONE 376C, Black or CMYK version backgrounds.



EXCLUSION ZONES

The GREENGEAR logo must be used on a neutral background (without any images nor writings). Shown below is our scaling box, which ensures a correct location in space and the right proportion between the three elements of the logo.










These instructions must be respected on all corporate internal and promotional communication. Technical documents are subject to specific guidelines that may allow exceptions.

VERSION 1

A = Logotype depth



UNACCEPTABLE AND ACCEPTABLE USAGE

| | |
|--|---|
|  X |  X |
|  X |  X |
|  X |  ✓ |
|  X |  ✓ |
|  ✓ |  ✓ |

AUTHORIZATIONS

AUTHORIZATION FOR TRADEMARK AND IMAGES USE

Any customer, supplier or consultant who wishes to use Greengear’s trademarks or other Greengear’s Intellectual Property (i.e. images of products excerpts from catalogues, etc…) needs to follow the instructions detailed in the Trademark Protection Section of the Cavagna Group Corporate website, in order to obtain the “*Authorization for Trademark and Images Use*”.

DESIGNATION OF OFFICIAL GREENGEAR DISTRIBUTOR, DEALER AND PARTNER

THE USE OF ANY OF THE ABOVE-MENTIONED QUALIFICATIONS IS NOT ALLOWED, UNLESS YOU HAVE RECEIVED THE PROPER WRITTEN AUTHORIZATION FROM GREENGEAR (“*Designation of Official Representative and Authorization for Trademark and Images Use*”). ENTITIES OR INDIVIDUALS THAT HAVE NOT RECEIVED SUCH AUTHORIZATION IN WRITING ARE STRICTLY FORBIDDEN TO IDENTIFY THEMSELVES IN SUCH OR SIMILAR MANNER.

These are the graphic rules to follow when defining yourself as a GREENGEAR (EXCLUSIVE) AUTHORIZED DEALER/DISTRIBUTOR or PARTNER for specific PRODUCTS in specific TERRITORIES (as indicated in the relevant authorization). All the other conditions regarding the status of (Exclusive) Authorized Dealer/Distributor or Partner are detailed in the “*Designation of Official Representative and Authorization for Trademark and Images Use*”.



Example



HOW TO GET THE DESIGNATION LABEL

Once the “Designation of Official Representative and Authorization for Trademark and Images Use” is signed, the GREENGEAR (EXCLUSIVE) AUTHORIZED DEALER/DISTRIBUTOR or PARTNER receives the corresponding designation label. Before using it, it is mandatory to fill in the blank space under the designation, specifying the Greengear’s range of products and territories the dealer/distributor/partner has been designated for.

In case of need, the third party can contact the Cavagna Group’s Marketing Department by email at: trademarkprotection@cavagnagroup.com.

HOW TO USE THE DESIGNATION LABEL

The Greengear designation label must be shown on the distributor/dealer/partner’s website and can additionally be placed in the letter head at the third party’s will, as follows.

WEBSITE

The designation label can be shown on the distributor/dealer/partner official website (for example, in the homepage, in the references page, in products sections, etc...) and it must always redirect to the Greengear official website by a hyperlink.

The recommended minimum size is 53 x 91 px.

LETTERHEAD

The designation label can be placed in the header of the letterhead, only in the size of 14 x 24 mm. The third party’s company logo must always be displayed in a primary and more prominent position.

| | | |
|--|-----------------------|--|
|  <p>COMPANY LOGO Program</p> | <h2>COMPANY NAME</h2> |  <p>greengear Building ahead A GREENGEAR EXCLUSIVE DISTRIBUTOR for LPG Generators in UK</p> |
|--|-----------------------|--|



greengear[®]
global

 A Cavagna Group Company

GREENGEAR GLOBAL SRL
Viale Duca Degli Abruzzi 163
25124 Brescia
Tel. 0039 030 3533370
Fax 0039 030 3538315