

BIGAS

# CORPORATE IDENTITY GUIDELINES



We must protect our reputation and brand identity. So we ask that you follow these Corporate Identity Guidelines, which are intended to promote consistent use of our Intellectual Property Assets. This makes it easier to instantly recognize references to Bigas and it allows to prevent consumer confusion.

The Bigas Corporate Identity includes the words, phrases, symbols, designs and other distinctive brand features associated with Bigas.

Before using any Bigas's Intellectual Property, please be sure you have received, accepted and signed either the "*Authorization for Trademark and Images Use*" or the "*Designation of official representative and Authorization for Trademark and Images Use*".

Please liaise with your Bigas contact to coordinate third-parties permissions.

# CONTENTS

## **THE BIGAS LOGO**

---

The Logo elements	<b>4</b>
Sizes	<b>4</b>
Colour usage	<b>5</b>
Exclusion zones	<b>6</b>
Unacceptable and acceptable usage	<b>7</b>

## **AUTHORIZATIONS**

---

Authorization for Trademark and Images Use	<b>8</b>
Designation of Official Representative and Authorization for Trademark and Images Use”	<b>8</b>

## THE BIGAS LOGO



## THE LOGO ELEMENTS

The complete BIGAS logo consists of 2 core elements:



## SIZES

The logo must not be used smaller than the minimum specified size. There is no maximum limit.



### Minimum

**X** width: 25 mm



## COLOUR USAGE

---

### CORPORATE COLOURS

This is the main corporate logo to be used wherever possible.

#### SPECIAL/SPOT

- PANTONE 7686C

#### 4 COLOUR (CMYK)

- C 95 - M 71 - Y 13 - K 2

#### 3 COLOURS (RGB)

- R0 - G80 - B142

#### RAL

- Signal Blue 5005



---

### BLACK

A monotone version, only to be used in black, not as any other colour.



---

### WHITEOUT

A solid whiteout version. Only to be used on a PANTONE 7686C, Black or CMYK version backgrounds.



## EXCLUSION ZONES





















It is essential that the BIGAS logo remain free of graphics, photography and typography. Using our scaling box (shown below) will ensure correct placement and clear space on all corporate and internal communications.

### VERSION 1

**A** = Logotype depth



## UNACCEPTABLE AND ACCEPTABLE USAGE

 A Cavagna Group Company		 A Cavagna Group Company	
 A Cavagna Group Company			
 A Cavagna Group Company		 A Cavagna Group Company	
 A Cavagna Group Company		 A Cavagna Group Company	
 A Cavagna Group Company		 A Cavagna Group Company	

## AUTHORIZATIONS

### AUTHORIZATION FOR TRADEMARK AND IMAGES USE

Any customer, supplier or consultant who wishes to use Bigas’s trademarks or other Bigas’s Intellectual Property (i.e. images of products excerpts from catalogues, etc...) needs to follow the instructions detailed in the Trademark Protection Section of the Cavagna Group Corporate website, in order to obtain the “Authorization for Trademark and Images Use”.

### DESIGNATION OF OFFICIAL BIGAS DISTRIBUTOR, DEALER AND PARTNER

THE USE OF ANY OF THE ABOVE-MENTIONED QUALIFICATIONS IS NOT ALLOWED, UNLESS YOU HAVE RECEIVED THE PROPER WRITTEN AUTHORIZATION FROM Bigas (“Designation of Official Representative and Authorization for Trademark and Images Use”). ENTITIES OR INDIVIDUALS THAT HAVE NOT RECEIVED SUCH AUTHORIZATION IN WRITING ARE STRICTLY FORBIDDEN TO IDENTIFY THEMSELVES IN SUCH OR SIMILAR MANNER.

These are the graphic rules to follow when defining yourself as a Bigas (EXCLUSIVE) AUTHORIZED DEALER/DISTRIBUTOR or PARTNER for specific PRODUCTS in specific TERRITORIES (as indicated in the relevant authorization).

All the other conditions regarding the status of (Exclusive) Authorized Dealer/Distributor or Partner are detailed in the “Designation of Official Representative and Authorization for Trademark and Images Use”.



Example





## HOW TO GET THE DESIGNATION LABEL

Once the “Designation of Official Representative and Authorization for Trademark and Images Use” is signed, the Bigas (EXCLUSIVE) AUTHORIZED DEALER/DISTRIBUTOR or PARTNER receives the corresponding designation label. Before using it, it is mandatory to fill in the blank space under the designation, specifying the Bigas’s range of products and territories the dealer/distributor/partner has been designated for.

In case of need, the third party can contact the Bigas’s Marketing Department by email at: [trademarkprotection@cavagnagroup.com](mailto:trademarkprotection@cavagnagroup.com).

## HOW TO USE THE DESIGNATION LABEL

The Bigas designation label must be shown on the distributor/dealer/partner’s website and can additionally be placed in the letter head at the third party’s will, as follows.



### WEBSITE

The designation label can be shown on the distributor/dealer/partner official website (for example, in the homepage, in the references page, in products sections, etc...) and it must always redirect to the Bigas official website by a hyperlink.

The recommended minimum size is 64 x 97 px.

### LETTERHEAD

The designation label can be placed in the header of the letterhead, only in the size of 17 x 23 mm. The third party’s company logo must always be displayed in a primary and more prominent position.

 <p><b>COMPANY LOGO</b> Program</p>	<h2>COMPANY NAME</h2>	 <p>A BIGAS EXCLUSIVE DISTRIBUTOR for CWG Conversion Kit in Mexico</p>
--	-----------------------	---



**BIGAS International Autogas Systems s.r.l.**

Via Luigi Becchetti, 4  
Bedizzole (BS) Italy  
Phone: +39 055 4211275  
E-mail: [bigas@bigas.it](mailto:bigas@bigas.it)  
[www.bigas.it](http://www.bigas.it)